

# Reading Files

## Chapter 7



Python for Informatics: Exploring Information  
[www.pythonlearn.com](http://www.pythonlearn.com)

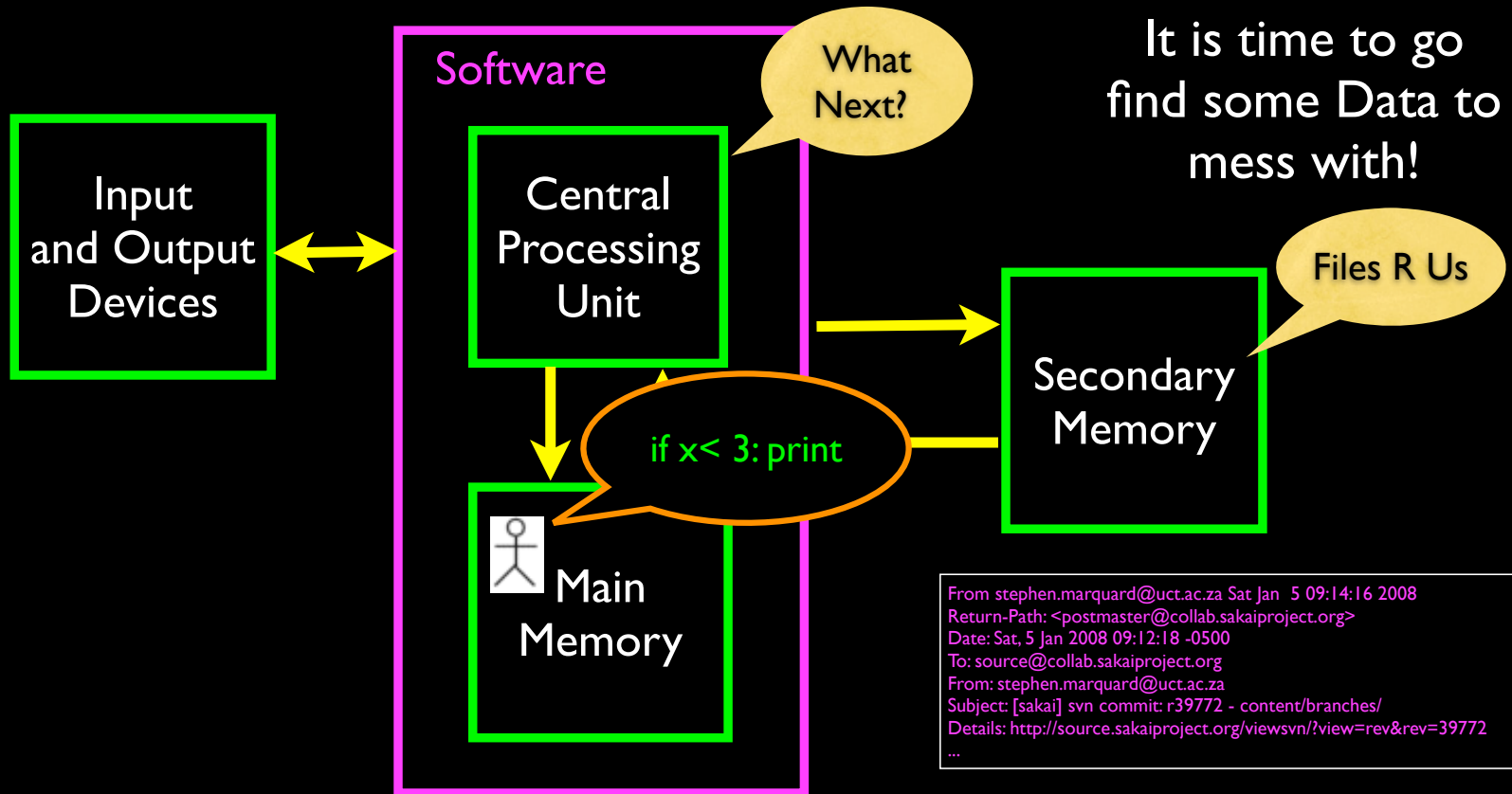


open.michigan

Unless otherwise noted, the content of this course material is licensed under a Creative Commons Attribution 3.0 License.

<http://creativecommons.org/licenses/by/3.0/>.

Copyright 2010- Charles Severance



# File Processing

- A text file can be thought of as a sequence of lines

From [stephen.marquard@uct.ac.za](mailto:stephen.marquard@uct.ac.za) Sat Jan 5 09:14:16 2008  
Return-Path: <[postmaster@collab.sakaiproject.org](mailto:postmaster@collab.sakaiproject.org)>  
Date: Sat, 5 Jan 2008 09:12:18 -0500  
To: [source@collab.sakaiproject.org](mailto:source@collab.sakaiproject.org)  
From: [stephen.marquard@uct.ac.za](mailto:stephen.marquard@uct.ac.za)  
Subject: [sakai] svn commit: r39772 - content/branches/  
Details: <http://source.sakaiproject.org/viewsvn/?view=rev&rev=39772>

<http://www.py4inf.com/code/mbox-short.txt>

# Opening a File

- Before we can read the contents of the file we must tell Python which file we are going to work with and what we will be doing with the file
- This is done with the `open()` function
- `open()` returns a “file handle” - a variable used to perform operations on the file
- Kind of like “File -> Open” in a Word Processor

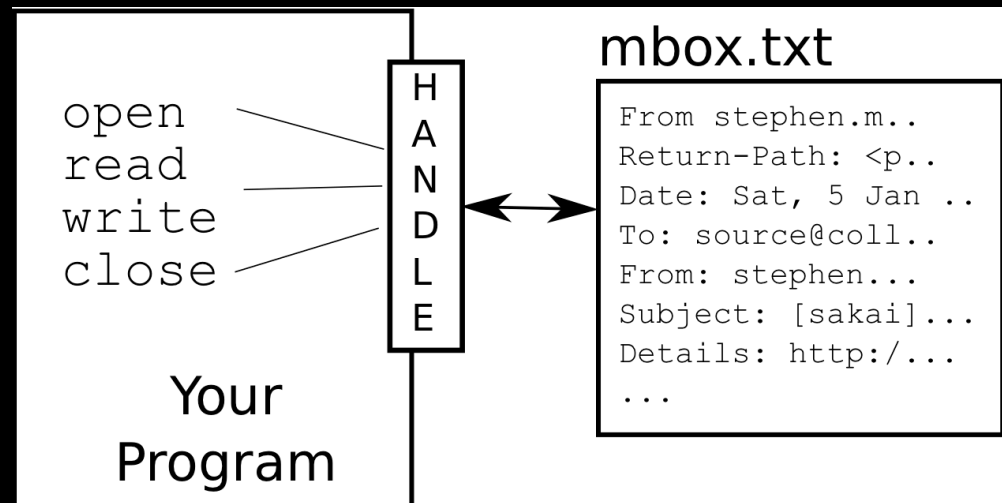
# Using open()

- `handle = open(filename, mode)`      `fhand = open('mbox.txt', 'r')`
  - returns a handle use to manipulate the file
  - `filename` is a string
  - `mode` is optional and should be 'r' if we are planning reading the file and 'w' if we are going to write to the file.

<http://docs.python.org/lib/built-in-funcs.html>

# What is a Handle?

```
>>> fhand = open('mbox.txt')
>>> print fhand
<open file 'mbox.txt', mode 'r' at 0x1005088b0>
```



# When Files are Missing

```
>>> fhand = open('stuff.txt')
```

```
Traceback (most recent call last):
```

```
  File "<stdin>", line 1, in <module>
```

```
IOError: [Errno 2] No such file or directory: 'stuff.txt'
```



# The `newline` Character

- We use a special character to indicate when a line ends called the "`newline`"
- We represent it as `\n` in strings
- `newline` is still one character - not two

```
>>> stuff = 'Hello\nWorld!'
>>> stuff
'Hello\nWorld!'
>>> print stuff
Hello
World!
>>> stuff = 'X\nY'
>>> print stuff
X
Y
>>> len(stuff)
3
```

# File Processing

- A text file can be thought of as a sequence of lines

From [stephen.marquard@uct.ac.za](mailto:stephen.marquard@uct.ac.za) Sat Jan 5 09:14:16 2008  
Return-Path: <[postmaster@collab.sakaiproject.org](mailto:postmaster@collab.sakaiproject.org)>  
Date: Sat, 5 Jan 2008 09:12:18 -0500  
To: [source@collab.sakaiproject.org](mailto:source@collab.sakaiproject.org)  
From: [stephen.marquard@uct.ac.za](mailto:stephen.marquard@uct.ac.za)  
Subject: [sakai] svn commit: r39772 - content/branches/  
Details: <http://source.sakaiproject.org/viewsvn/?view=rev&rev=39772>

# File Processing

- A text file has **newlines** at the end of each line

```
From stephen.marquard@uct.ac.za Sat Jan 5 09:14:16 2008\nReturn-Path: <postmaster@collab.sakaiproject.org>\nDate: Sat, 5 Jan 2008 09:12:18 -0500\nTo: source@collab.sakaiproject.org\nFrom: stephen.marquard@uct.ac.za\nSubject: [sakai] svn commit: r39772 - content/branches\nDetails: http://source.sakaiproject.org/viewsvn/?view=rev&rev=39772
```

# File Handle as a Sequence

- A **file handle** open for read can be treated as a **sequence** of strings where each line in the file is a string in the sequence
- We can use the **for** statement to iterate through a **sequence**
- Remember - a **sequence** is an ordered set

```
xfile = open('mbox.txt')
```

```
for cheese in xfile:  
    print cheese
```

# Counting Lines in a File

- Open a **file** read-only
- Use a **for** loop to read each line
- **Count** the lines and print out the number of lines

```
fhand = open('mbox.txt')
```

```
count = 0
```

```
for line in fhand:
```

```
    count = count + 1
```

```
print 'Line Count:', count
```

```
python open.py
```

```
Line Count: 132045
```

# Reading the \*Whole\* File

- We can **read** the whole file (newlines and all) into a **single string**.

```
>>> fhand = open('mbox-short.txt')
>>> inp = fhand.read()
>>> print len(inp)
94626
>>> print inp[:20]
From stephen.marquar
```

# Searching Through a File

- We can put an `if` statement in our `for` loop to only print lines that meet some criteria

```
fhand = open('mbox-short.txt')
for line in fhand:
    if line.startswith('From:') :
        print line
```

# OOPS!

What are all these blank  
lines doing here?

From: [stephen.marquard@uct.ac.za](mailto:stephen.marquard@uct.ac.za)

From: [louis@media.berkeley.edu](mailto:louis@media.berkeley.edu)

From: [zqian@umich.edu](mailto:zqian@umich.edu)

From: [rjlowe@iupui.edu](mailto:rjlowe@iupui.edu)

...



# OOPS!

What are all these blank lines doing here?

The `print` statement adds a `newline` to each line.

Each `line` from the file also has a `newline` at the end.

```
From: stephen.marquard@uct.ac.za\n\nFrom: louis@media.berkeley.edu\n\nFrom: zqian@umich.edu\n\nFrom: rjlowe@iupui.edu\n...
```

# Searching Through a File (fixed)

- We can strip the whitespace from the right hand side of the string using `rstrip()` from the string library
- The newline is considered "white space" and is **stripped**

```
fhand = open('mbox-short.txt')
for line in fhand:
    line = line.rstrip()
    if line.startswith('From:') :
        print line
```

```
From: stephen.marquard@uct.ac.za
From: louis@media.berkeley.edu
From: zqian@umich.edu
From: rjlowe@iupui.edu
```

```
....
```

# Skipping with continue


- We can conveniently skip a line by using the `continue` statement

```
fhand = open('mbox-short.txt')
for line in fhand:
    line = line.rstrip()
    # Skip 'uninteresting lines'
    if not line.startswith('From:') :
        continue ←
    # Process our 'interesting' line
    print line
```

# Using `in` to select lines

- We can look for a string anywhere `in` a `line` as our selection criteria

```
fhand = open('mbox-short.txt')
for line in fhand:
    line = line.rstrip()
    if not '@uct.ac.za' in line :
        continue
    print line
```



```
From stephen.marquard@uct.ac.za Sat Jan 5 09:14:16 2008
X-Authentication-Warning: set sender to stephen.marquard@uct.ac.za using -f
From: stephen.marquard@uct.ac.za
Author: stephen.marquard@uct.ac.za
From david.horwitz@uct.ac.za Fri Jan 4 07:02:32 2008
X-Authentication-Warning: set sender to david.horwitz@uct.ac.za using -f
...
```

```
fname = raw_input('Enter the file name: ')
fhand = open(fname)
count = 0
for line in fhand:
    if line.startswith('Subject:') :
        count = count + 1
print 'There were', count, 'subject lines in', fname
```

## Prompt for File Name

Enter the file name: mbox.txt  
There were 1797 subject lines in mbox.txt

python search6.py  
Enter the file name: mbox-short.txt  
There were 27 subject lines in mbox-short.txt

# Bad File Names

```
fname = raw_input('Enter the file name: ')
try:
    fhand = open(fname)
except:
    print 'File cannot be opened:', fname
    exit()
count = 0
for line in fhand:
    if line.startswith('Subject:') :
        count = count + 1
print 'There were', count, 'subject lines in', fname
```

Enter the file name: mbox.txt

There were 1797 subject lines in mbox.txt

Enter the file name: na na boo boo

File cannot be opened: na na boo boo

# Summary

- Secondary storage
- Opening a file - file handle
- File structure - newline character
- Reading a file line-by-line with a for loop
- Reading the whole file as a string
- Searching for lines
- Stripping white space
- Using continue
- Using in as an operator
- Reading a file and splitting lines
- Reading file names
- Dealing with bad files