

Networked Programs

Chapter 12



Python for Informatics: Exploring Information
www.py4inf.com



open.michigan

Unless otherwise noted, the content of this course material is licensed under a Creative Commons Attribution 3.0 License.

<http://creativecommons.org/licenses/by/3.0/>.

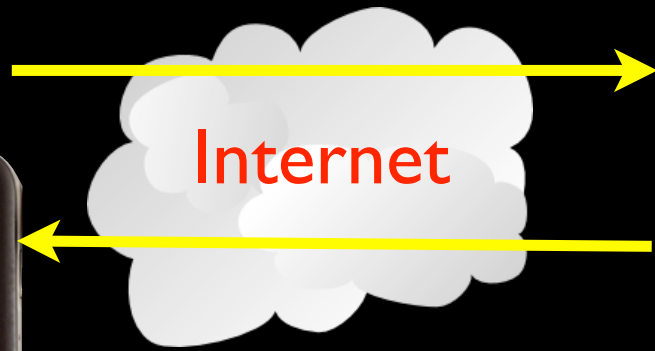
Copyright 2009- Charles Severance, Jim Eng



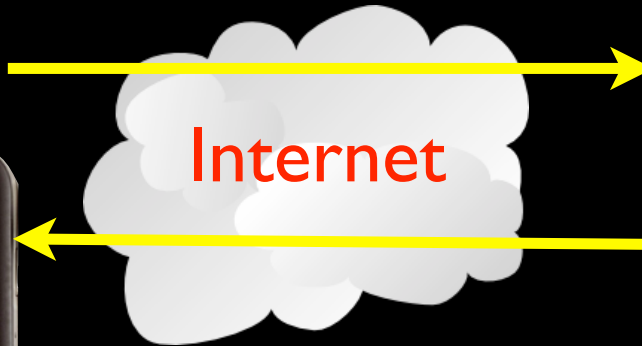
Client



Server



Wikipedia



HTML

JavaScript

AJAX

CSS

HTTP

Response

socket

Request

GET

POST

Python

Templates

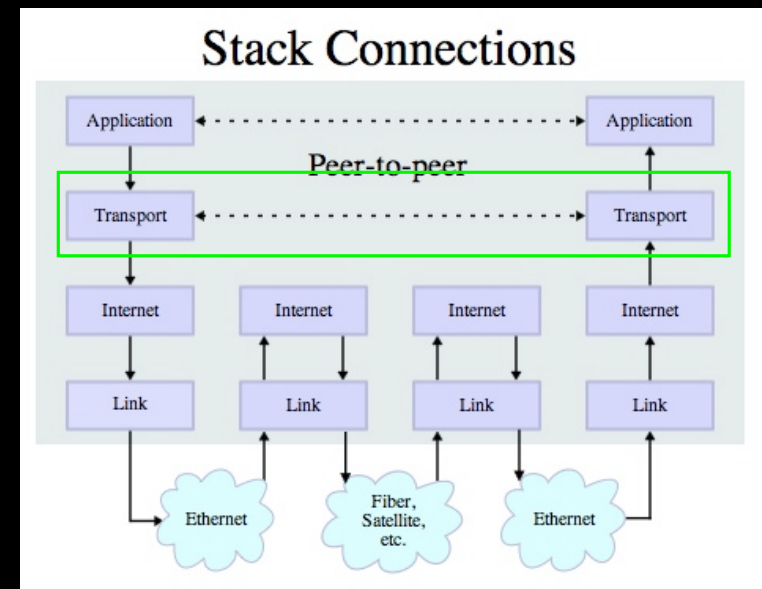
Data Store

memcache

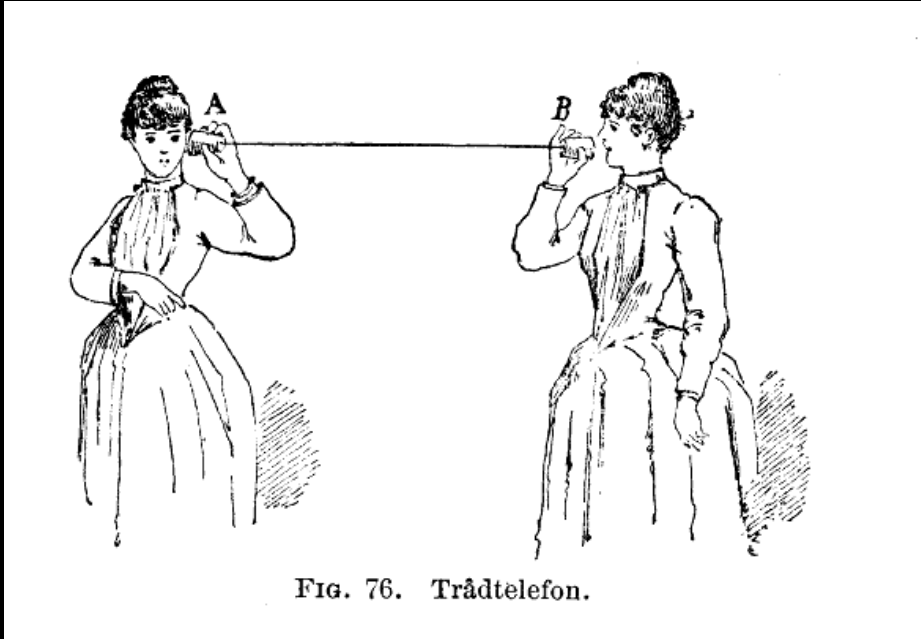
Network Architecture....

Transport Control Protocol (TCP)

- Built on top of IP (Internet Protocol)
- Assumes IP might lose some data - stores and retransmits data if it seems to be lost
- Handles “flow control” using a transmit window
- Provides a nice reliable **pipe**



Source: http://en.wikipedia.org/wiki/Internet_Protocol_Suite



http://en.wikipedia.org/wiki/Tin_can_telephone

<http://www.flickr.com/photos/kitcowan/2103850699/>

TCP Connections / Sockets

"In computer networking, an Internet **socket** or network **socket** is an endpoint of a bidirectional **inter-process** communication flow across an **Internet** Protocol-based computer network, such as the **Internet**."



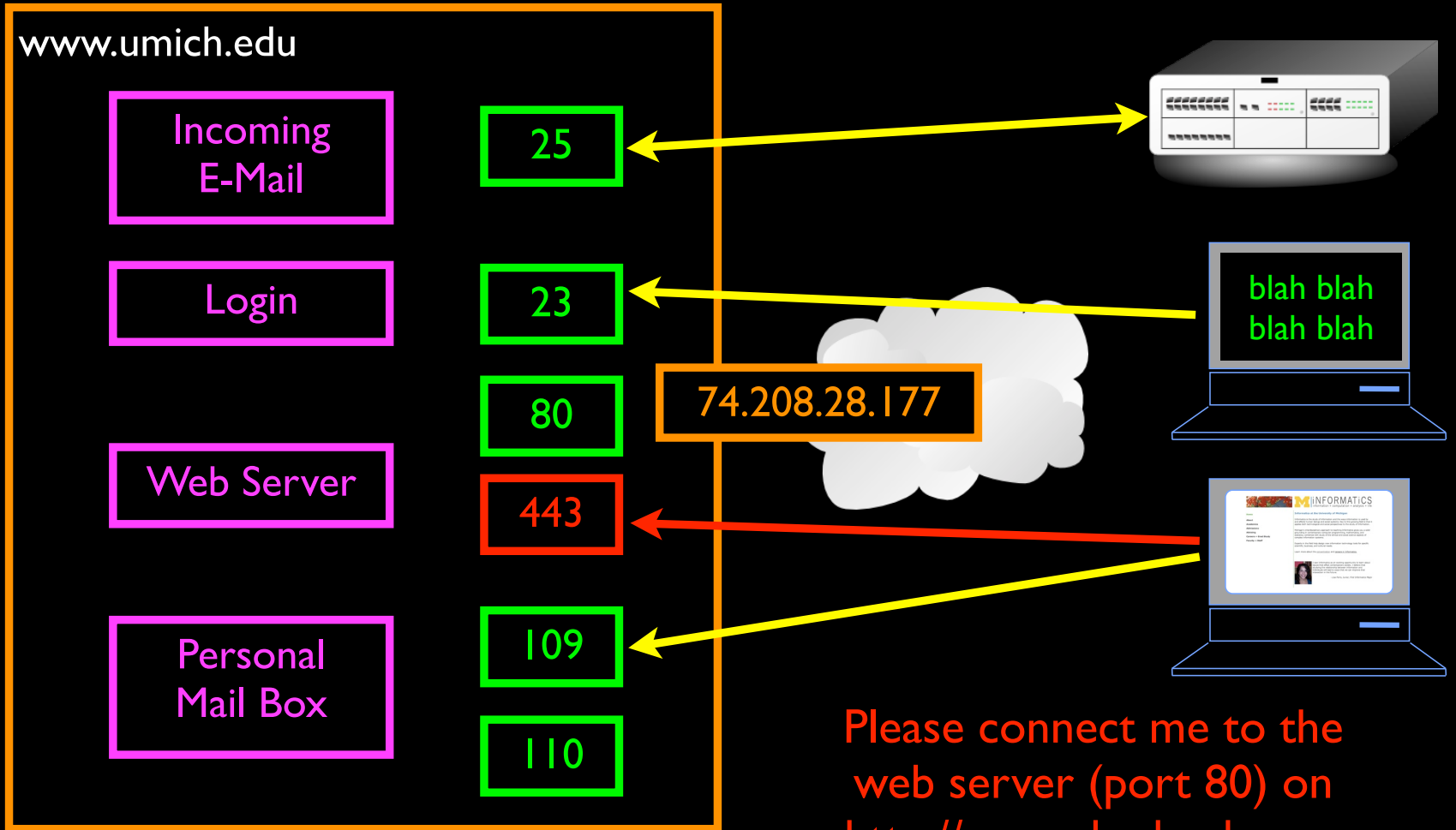
http://en.wikipedia.org/wiki/Internet_socket

TCP Port Numbers

- A port is an **application-specific** or process-specific software communications endpoint
- It allows multiple networked applications to coexist on the same server.
- There is a list of well-known TCP port numbers

http://en.wikipedia.org/wiki/TCP_and_UDP_port

www.umich.edu

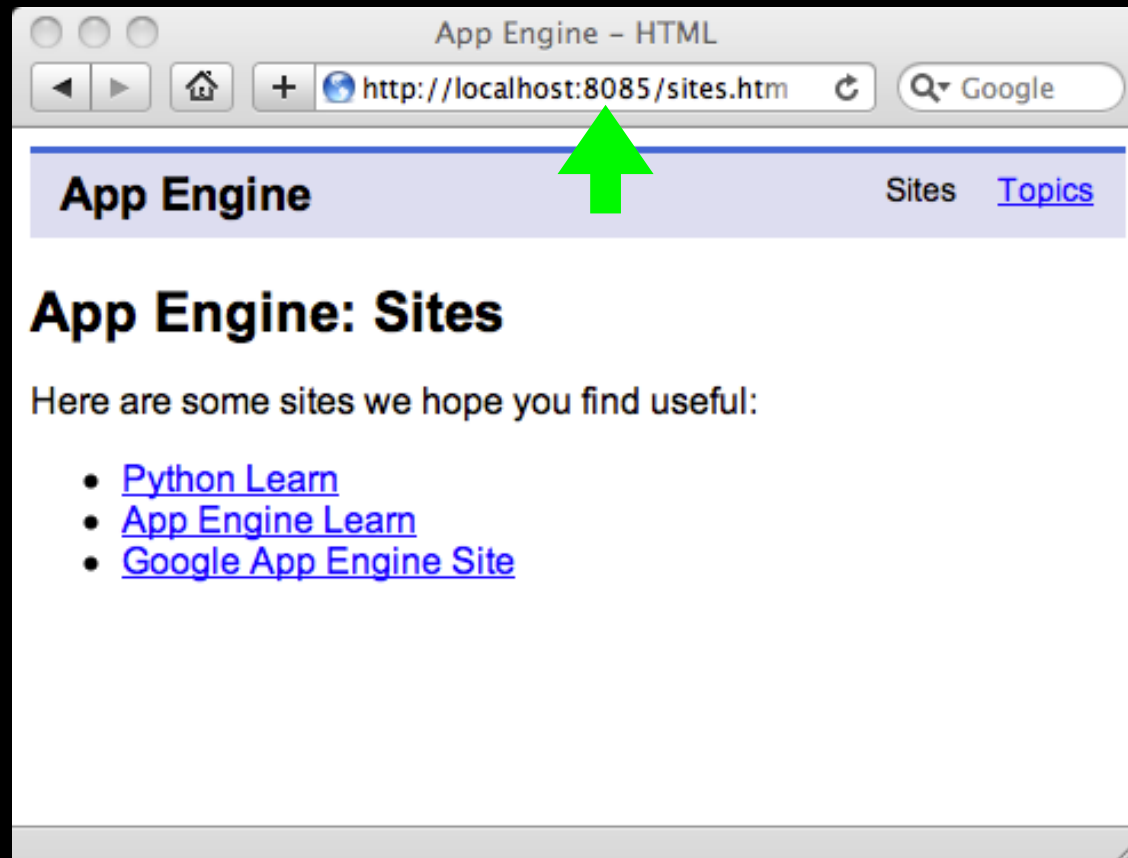


Please connect me to the
web server (port 80) on
<http://www.dr-chuck.com>

Common TCP Ports

- Telnet (23) - Login
- SSH (22) - Secure Login
- **HTTP (80)**
- HTTPS (443) - Secure
- SMTP (25) (Mail)
- IMAP (143/220/993) - Mail Retrieval
- POP (109/110) - Mail Retrieval
- DNS (53) - Domain Name
- FTP (21) - File Transfer

http://en.wikipedia.org/wiki/List_of_TCP_and_UDP_port_numbers



Sometimes we see the port number in the URL if the web server is running on a "non-standard" port.


Sockets in Python

- Python has built-in support for TCP Sockets

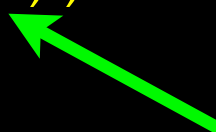
```
import socket
```

```
mysock = socket.socket(socket.AF_INET, socket.SOCK_STREAM)  
mysock.connect( ('www.py4inf.com', 80) )
```

Host




Port



<http://docs.python.org/library/socket.html>

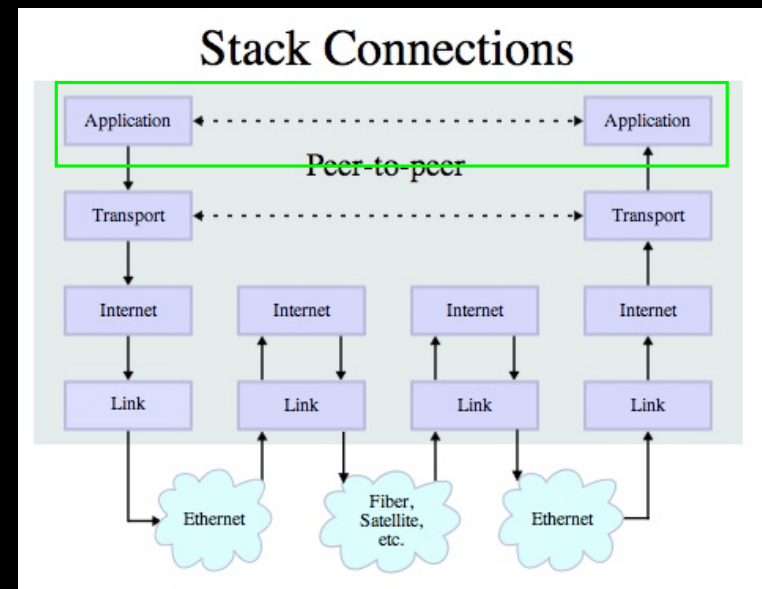


<http://xkcd.com/353/>



Application Protocol

- Since TCP (and Python) gives us a reliable **socket**, what do we want to do with the **socket**?
What problem do we want to solve?
- Application Protocols
 - Mail
 - World Wide Web



Source: http://en.wikipedia.org/wiki/Internet_Protocol_Suite

HTTP - Hypertext Transport Protocol

- The dominant Application Layer Protocol on the Internet
- Invented for the Web - to Retrieve HTML, Images, Documents etc
- Extended to be data in addition to documents - RSS, Web Services, etc..
- Basic Concept - Make a Connection - Request a document - Retrieve the Document - Close the Connection

<http://en.wikipedia.org/wiki/Http>

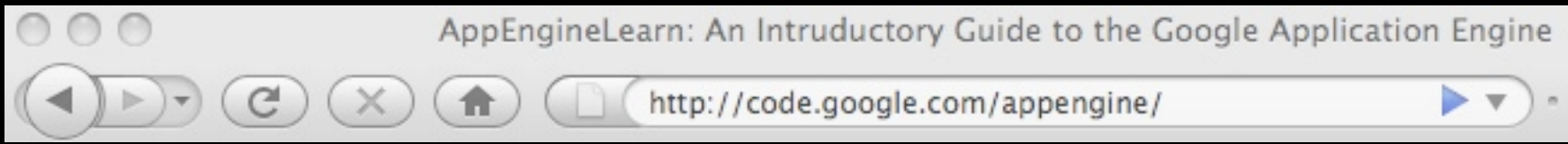
HTTP

- The **H**yper**T**ext **T**ransport **P**rotocol is the set of rules to allow browsers to retrieve web documents from servers over the Internet

What is a Protocol?

- A set of rules that all parties follow for so we can predict each other's behavior
- And not bump into each other
 - On two-way roads in USA, drive on the right hand side of the road
 - On two-way roads in the UK drive on the left hand side of the road





`http://www.dr.chuck.com/page1.htm`
protocol | document



<http://www.youtube.com/watch?v=x2GylLq59rl>

1:17 - 2:19



Getting Data From The Server

- Each the user clicks on an anchor tag with an href= value to switch to a new page, the browser makes a connection to the web server and issues a “GET” request - to GET the content of the page at the specified URL
- The server returns the HTML document to the Browser which formats and displays the document to the user.

Making an HTTP request

- Connect to the server like www.dr-chuck.com
 - a "hand shake"
- Request a document (or the default document)
 - GET <http://www.dr-chuck.com/page1.htm>
 - GET <http://www.mlive.com/ann-arbor/>
 - GET <http://www.facebook.com>





Browser

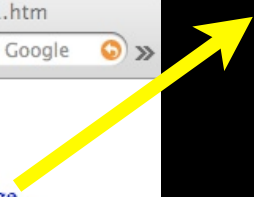
http://www.dr-chuck.com/page1.htm

http://www.dr-chuck.com/page1.htm ~ Google >>

The First Page


If you like, you can switch to the [Second Page](#).

Go to "http://www.dr-chuck.com/page2.htm"



Web Server

80




Browser



Web Server

80

GET http://www.dr-chuck.com/page2.htm



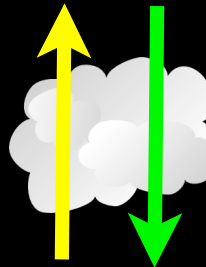
Browser



Web Server

80

GET http://www.dr-chuck.com/page2.htm



Browser

```
<h1>The Second Page</h1>
<p>
If you like, you can switch
back to the
<a href="page1.htm">
First Page</a>.
</p>
```



Web Server

80

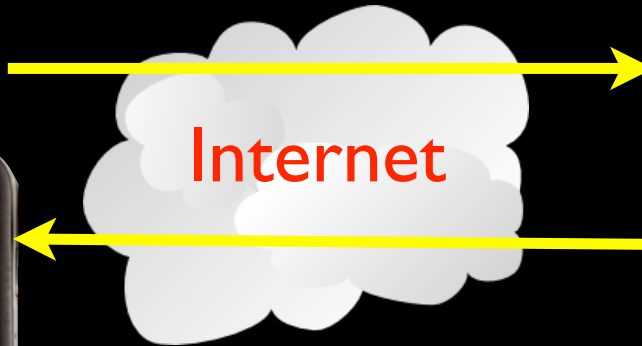
GET http://www.dr-chuck.com/page2.htm

```
<h1>The Second Page</h1>
<p>
If you like, you can switch
back to the
<a href="page1.htm">
First Page</a>.
</p>
```

Browser



Lets Write a Web Browser!



HTML JavaScript
AJAX CSS

HTTP Request
Response GET
socket POST

Python Data Store
Templates memcache

Internet Standards

- The standards for all of the Internet protocols (inner workings) are developed by an organization
- Internet Engineering Task Force (IETF)
- www.ietf.org
- Standards are called “RFCs” - “Request for Comments”

INTERNET PROTOCOL

DARPA INTERNET PROGRAM
PROTOCOL SPECIFICATION

September 1981

The internet protocol treats each internet datagram as an independent entity unrelated to any other internet datagram. There are no connections or logical circuits (virtual or otherwise).

The internet protocol uses four key mechanisms in providing its service: Type of Service, Time to Live, Options, and Header Checksum.

Source: <http://tools.ietf.org/html/rfc791>

<http://www.w3.org/Protocols/rfc2616/rfc2616.txt>

Network Working Group
Request for Comments: 2616
Obsoletes: 2068
Category: Standards Track

R. Fielding
UC Irvine
J. Gettys
Compaq/W3C
J. Mogul
Compaq
H. Frystyk
W3C/MIT
L. Masinter
Xerox
P. Leach
Microsoft
T. Berners-Lee
W3C/MIT
June 1999

Hypertext Transfer Protocol -- HTTP/1.1

Status of this Memo

This document specifies an Internet standards track protocol for the Internet community, and requests discussion and suggestions for improvements. Please refer to the current edition of the "Internet Official Protocol Standards" (STD 1) for the standardization state and status of this protocol. Distribution of this memo is unlimited.

Copyright Notice

Copyright (C) The Internet Society (1999). All Rights Reserved.

Abstract

The Hypertext Transfer Protocol (HTTP) is an application-level protocol for distributed, collaborative, hypermedia information

5 Request

A request message from a client to a server includes, within the first line of that message, the method to be applied to the resource, the identifier of the resource, and the protocol version in use.

```
Request      = Request-Line           ; Section 5.1
              *(( general-header      ; Section 4.5
                  | request-header    ; Section 5.3
                  | entity-header ) CRLF) ; Section 7.1
              CRLF
              [ message-body ]       ; Section 4.3
```

5.1 Request-Line

The Request-Line begins with a method token, followed by the Request-URI and the protocol version, and ending with CRLF. The elements are separated by SP characters. No CR or LF is allowed except in the final CRLF sequence.

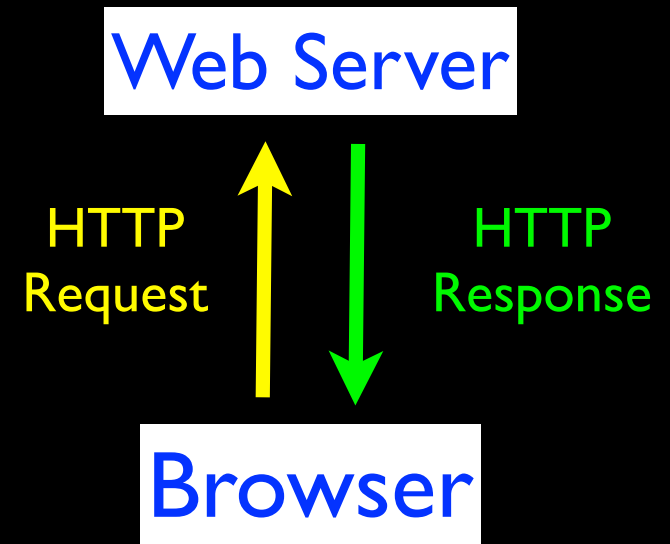
```
Request-Line = Method SP Request-URI SP HTTP-Version CRLF
```


Making an HTTP request

- Connect to the server like www.dr-chuck.com
 - a "hand shake"
- Request a document (or the default document)
 - GET <http://www.dr-chuck.com/page1.htm>
 - GET <http://www.mlive.com/ann-arbor/>
 - GET <http://www.facebook.com>

“Hacking” HTTP

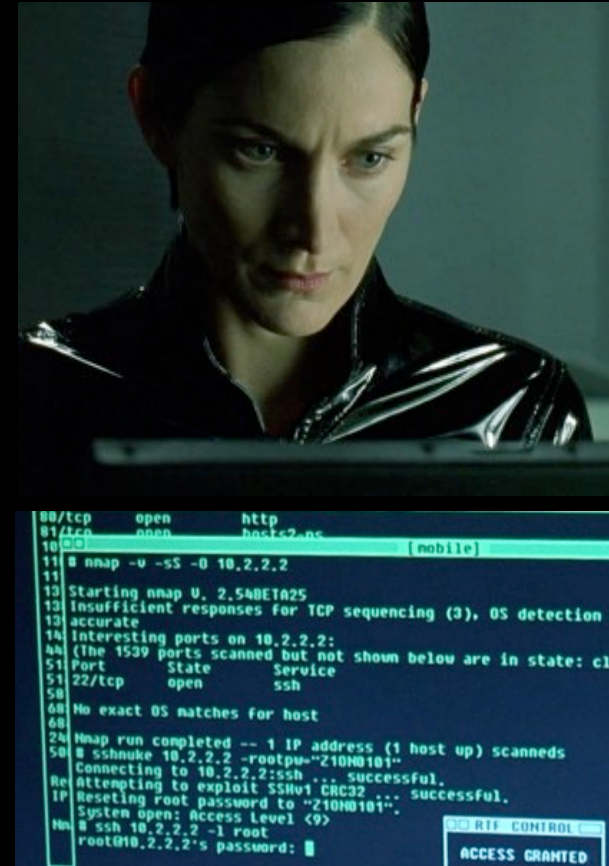
```
$ telnet www.dr-chuck.com 80
Trying 74.208.28.177...
Connected to www.dr-chuck.com.
Escape character is '^]'.
GET http://www.dr-chuck.com/page1.htm
<h1>The First Page</h1>
<p>
If you like, you can switch to the
<a href="http://www.dr-chuck.com/page2.htm">
Second Page</a>.
</p>
```



Port 80 is the non-encrypted HTTP port

Accurate Hacking in the Movies

- Matrix Reloaded
- Bourne Ultimatum
- Die Hard 4
- ...



<http://nmap.org/movies.html>

http://www.youtube.com/watch?v=Zy5_gYu_isg

```
$ telnet www.dr-chuck.com 80
```

```
Trying 74.208.28.177...
```

```
Connected to www.dr-chuck.com.
```

```
Escape character is '^['.
```

```
GET http://www.dr-chuck.com/page1.htm
```

```
<h1>The First Page</h1>
```

```
<p>
```

```
If you like, you can switch to the
```

```
<a href="http://www.dr-chuck.com/page2.htm">
```

```
Second Page</a>.
```

```
</p>
```

```
Connection closed by foreign host.
```

HOME

PROSPECTIVE STUDENTS

CURRENT STUDENTS

FACULTY & STAFF

ALUMNI, DONORS, & PARENTS



« about the photo

About U-M

Academics & Research

Administration

Athletics & Recreation

Employment

Giving to U-M

Global Michigan

Health & Medical Resources

Libraries & Archives

Museums & Cultural Attractions

News & Events

Schools & Colleges

State & Community Partnerships

web directory

Search

GO

IN THE NEWS::



Scientists harness the power of electricity in the brain



Friends with cognitive benefits: Mental function improves after socializing

⇒ Scary chupacabras monster is as much victim as villain

⇒ Video: Fashion, power and politics; Washington Post writer at U-M

FEATURED SITES



THE THOMAS FRANCIS, JR. MEDAL IN GLOBAL PUBLIC HEALTH



U-M SPEAKS OUT



Exposing voter system flaws

Give online

RECORD UPDATE

```
si-csev-mbp:tex csev$ telnet www.umich.edu 80
```

```
Trying 141.211.144.190...
```

```
Connected to www.umich.edu.
```

```
Escape character is '^['.
```

```
GET /
```

```
<!DOCTYPE html PUBLIC "-//W3C//DTD XHTML 1.0 Strict//EN" "http://  
www.w3.org/TR/xhtml1/DTD/xhtml1-strict.dtd">
```

```
<html xmlns="http://www.w3.org/1999/xhtml" xml:lang="en" lang="en">
```

```
<head>
```

```
<title>University of Michigan</title>
```

```
<meta name="description" content="University of Michigan is one of the top  
universities of the world, a diverse public institution of higher learning,  
fostering excellence in research. U-M provides outstanding undergraduate,  
graduate and professional education, serving the local, regional, national and  
international communities." />
```

```
...
<link rel="alternate stylesheet" type="text/css" href="/CSS/accessible.css"
media="screen" title="accessible" />
<link rel="stylesheet" href="/CSS/print.css" media="print,projection" />
<link rel="stylesheet" href="/CSS/other.css"
media="handheld, tty, tv, braille, embossed, speech, aural" />
...
<dl>
<dt><a href="http://ns.umich.edu/htdocs/releases/story.php?id=8077">
</a><span class="verbose">:</span></dt>
<dd><a href="http://ns.umich.edu/htdocs/releases/story.php?
id=8077">Scientists harness the power of electricity in the brain</a></dd>
</dl>
```



As the browser reads the document, it finds other URLs that must be retrieved to produce the document.

The big picture...

```
<!DOCTYPE html PUBLIC "-//W3C//DTD XHTML 1.0 Strict//
EN" "http://www.w3.org/TR/xhtml1/DTD/xhtml1-strict.dtd">
<html xmlns="http://www.w3.org/1999/xhtml" xml:lang="en">
<head>
<title>University of Michigan</title>
....
```



```
@import "/CSS/graphical.css"/**/;
p.text strong, .verbose, .verbose p, .verbose h2{text-
indent:-876em;position:absolute}
p.text strong a{text-decoration:none}
p.text em{font-weight:bold;font-style:normal}
div.alert{background:#eee;border:1px solid red;padding:.
5em;margin:0 25%}
a img{border:none}
.hot br, .quick br, dl.feature2 img{display:none}
div#main label, legend{font-weight:bold}
```



Firebug reveals the detail...

- If you haven't already installed the **Firebug** FireFox extension you need it now
- It can help explore the HTTP request-response cycle
- Some simple-looking pages involve **lots of requests**:
 - HTML page(s)
 - Image files
 - CSS Style Sheets
 - Javascript files

AppEngineLearn: An Intrudictory Guide to the Google Application Engine

http://www.appenginelearn.com/

Disable Cookies CSS Forms Images Information Miscellaneous Outline Resize Tools View Sou


AppEngineLearn

[Book](#) [Instructor](#) [Python](#) [App Engine](#)

This site provides materials to help learn the Google Application Engine. Before you start to learn the Google Application Engine you should be basically familiar with the Python programming language.

New: You can take a look at the [draft book chapters](#) for my upcoming O'Reilly AppEngine book titled, "Building Cloud Applications with Google AppEngine".

- [Installing Python and JEdit](#) - We recommend using JEdit as your programmer editor and it will be used throughout the Podcasts.
- Installing the Application Engine and writing your first Application.
 - Macintosh: ([Handout](#), [Source Code](#), [Screencast](#), [YouTube](#))
 - Windows Vista: ([Handout](#), [Source Code](#), [High Quality Screencast](#), [YouTube](#))



Inspect Clear Profile

Console HTML CSS Script DOM Net Options

Console panel is disabled

Use this page to enable or disable following panels. Enabling these panels will reduce performance and will cause a page reload.

<input type="checkbox"/>	Console	Support for Console logging.	Disabled Always
<input checked="" type="checkbox"/>	Script	Support for JavaScript debugging.	Enabled for www.appenginelearn.com
<input checked="" type="checkbox"/>	Net	Support for Network monitoring.	Enabled for www.appenginelearn.com

Apply settings for www.appenginelearn.com

Transferring data from i2.ytimg.com...

AppEngineLearn: An Intrudictory Guide to the Google Application Engine


http://www.appenginelearn.com/

AppEngineLearn [Book](#) [Instructor](#) [Python](#) [App Engine](#)

This site provides materials to help learn the Google Application Engine. Before you start to learn the Google Application Engine you should be basically familiar with the Python programming language.

New: You can take a look at the [draft book chapters](#) for my upcoming O'Reilly AppEngine book titled, "Building Cloud Applications with Google AppEngine".

- [Installing Python and JEdit](#) - We recommend using JEdit as your programmer editor and it will be used throughout the Podcasts.
- Installing the Application Engine and writing your first Application.
 - Macintosh: ([Handout](#), [Source Code](#), [Screencast](#), [YouTube](#))
 - Windows Vista: ([Handout](#), [Source Code](#), [High Quality Screencast](#), [YouTube](#))



Inspect Clear All HTML CSS JS XHR Images Flash

Console	HTML	CSS	Script	DOM	Net	Options
▶ GET www.appenginelearn.com	200 OK	appenginelearn.com	7 KB	222ms		
▶ GET glike.css	200 OK	appenginelearn.com	3 KB	112ms		
▶ GET csev.jpg	200 OK	appenginelearn.com	15 KB	144ms		
▶ GET ile-main.js	200 OK	cloudsocial.org	88 B	181ms		
▶ GET 93HjHU25low&h	303 See Other	youtube.com	?	258ms		
▶ GET l.swf?swf=http%	200 OK	youtube.com	724 B	76ms		
▶ GET cps-vfl78303.sw	200 OK	s.ytimg.com	120 KB	1.02s		
▶ GET crossdomain.xml	200 OK	i2.ytimg.com	97 B	71ms		
▶ GET hqdefault.jpg	200 OK	i2.ytimg.com	24 KB	82ms		
9 requests		167 KB		2.04s		

Transferring data from i2.ytimg.com...

An HTTP Request in Python

```
import socket
```

```
mysock = socket.socket(socket.AF_INET, socket.SOCK_STREAM)
```

```
mysock.connect(('www.py4inf.com', 80))
```

```
mysock.send('GET http://www.py4inf.com/code/romeo.txt HTTP/1.0\n\n')
```

```
while True:
```

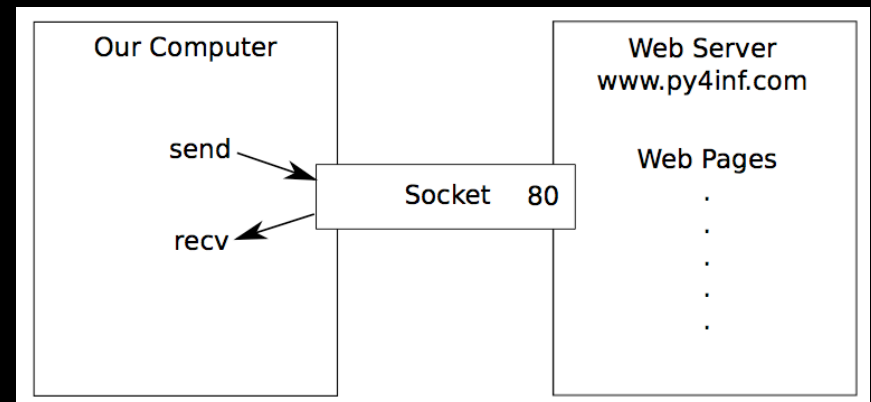
```
    data = mysock.recv(512)
```

```
    if ( len(data) < 1 ) :
```

```
        break
```

```
    print data
```

```
mysock.close()
```



```
HTTP/1.1 200 OK
Date: Sun, 14 Mar 2010 23:52:41 GMT
Server: Apache
Last-Modified: Tue, 29 Dec 2009 01:31:22 GMT
ETag: "143c1b33-a7-4b395bea"
Accept-Ranges: bytes
Content-Length: 167
Connection: close
Content-Type: text/plain
```

```
But soft what light through yonder window breaks
It is the east and Juliet is the sun
Arise fair sun and kill the envious moon
Who is already sick and pale with grief
```

HTTP Header

```
while True:
    data = mysock.recv(512)
    if ( len(data) < 1 ) :
        break
    print data
```

HTTP Body

Making HTTP Easier With urllib

Using `urllib` in Python

- Since HTTP is so common, we have a library that does all the socket work for us and makes web pages look like a file

```
import urllib

fhand = urllib.urlopen('http://www.py4inf.com/code/romeo.txt')

for line in fhand:
    print line.strip()
```

<http://docs.python.org/library/urllib.html>

`urllib` l.py

```
import urllib

fhand = urllib.urlopen('http://www.py4inf.com/code/romeo.txt')

for line in fhand:
    print line.strip()
```

But soft what light through yonder window breaks
It is the east and Juliet is the sun
Arise fair sun and kill the envious moon
Who is already sick and pale with grief

<http://docs.python.org/library/urllib.html>

urllib l.py

Like a file...

```
import urllib

fhand = urllib.urlopen('http://www.py4inf.com/code/romeo.txt')

counts = dict()
for line in fhand:
    words = line.split()
    for word in words:
        counts[word] = counts.get(word,0) + 1
print counts
```

urlwords.py

Reading Web Pages

```
import urllib

fhand = urllib.urlopen('http://www.dr-chuck.com/page1.htm')
for line in fhand:
    print line.strip()
```

```
<h1>The First Page</h1>
<p>
If you like, you can switch to the
<a href="http://www.dr-chuck.com/page2.htm">
Second Page</a>.
</p>
```


urllib1.py

Going from one page to another...

```
import urllib
```

```
fhand = urllib.urlopen('http://www.dr-chuck.com/page1.htm')  
for line in fhand:  
    print line.strip()
```

```
<h1>The First Page</h1>  
<p>  
If you like, you can switch to the  
<a href="http://www.dr-chuck.com/page2.htm">  
Second Page</a>.  
</p>
```

The Google logo is displayed in its characteristic multi-colored font (blue, red, yellow, blue, green, red) against a black background.

```
import urllib
```

```
fhand = urllib.urlopen('http://www.dr-chuck.com/page1.htm')  
for line in fhand:  
    print line.strip()
```

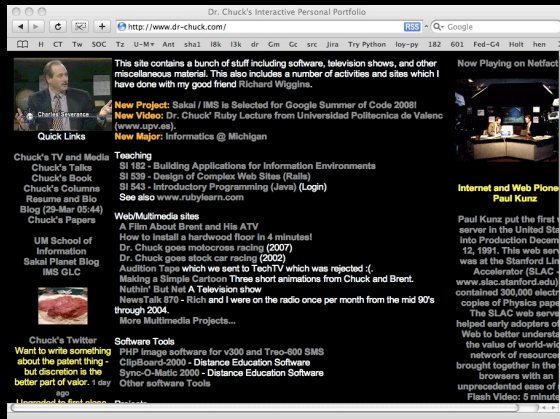
Parsing HTML (a.k.a Web Scraping)

What is Web Scraping?

- When a program or script pretends to be a browser and retrieves web pages, looks at those web pages, extracts information and then looks at more web pages.
- Search engines scrape web pages - we call this “spidering the web” or “web crawling”

http://en.wikipedia.org/wiki/Web_scraping

http://en.wikipedia.org/wiki/Web_crawler



GET



HTML




GET

Server



```
charles-severances-macbook-air:Scraping csev$ python
Python 2.5 (r25:51918, Sep 19 2006, 08:49:13)
[GCC 4.0.1 (Apple Computer, Inc. build 5341)] on darwin
Type "help", "copyright", "credits" or "license" for more information.
>>> import urllib
>>> f = urllib.urlopen("http://www.dr-chuck.com/")
>>> contents = f.read()
>>> f.close()
>>> print len(contents)
95328
>>> print contents[0:30]
<html>
<head>
  <title>Dr. C
>>> []
```



HTML

Why Scrape?

- Pull data - particularly social data - who links to who?
- Get your own data back out of some system that has no “export capability”
- Monitor a site for new information
- Spider the web to make a database for a search engine

Scraping Web Pages

- There is some controversy about web page scraping and some sites are a bit snippy about it.
 - Google: facebook scraping block
- Republishing copyrighted information is not allowed
- Violating terms of service is not allowed


<http://www.facebook.com/terms.php>

User Conduct

You understand that except for advertising programs offered by us on the Site (e.g., Facebook Flyers, Facebook Marketplace), the Service and the Site are available for your personal, non-commercial use only. You represent, warrant and agree that no materials of any kind submitted through your account or otherwise posted, transmitted, or shared by you on or through the Service will violate or infringe upon the rights of any third party, including copyright, trademark, privacy, publicity or other personal or proprietary rights; or contain libelous, defamatory or otherwise unlawful material.

In addition, you agree not to use the Service or the Site to:

- harvest or collect email addresses or other contact information of other users from the Service or the Site by electronic or other means for the purposes of sending unsolicited emails or other unsolicited communications;
- use the Service or the Site in any unlawful manner or in any other manner that could damage, disable, overburden or impair the Site;
- use automated scripts to collect information from or otherwise interact with the Service or the Site;



The Easy Way - Beautiful Soup

- You could do string searches the hard way
- Or use the free software called **BeautifulSoup** from www.crummy.com

<http://www.crummy.com/software/BeautifulSoup/>

Place the **BeautifulSoup.py** file in the same folder as your Python code...

```
import urllib
from BeautifulSoup import *

url = raw_input('Enter - ')
html = urllib.urlopen(url).read()
soup = BeautifulSoup(html)

# Retrieve a list of the anchor tags
# Each tag is like a dictionary of HTML attributes

tags = soup('a')

for tag in tags:
    print tag.get('href', None)
```

urllinks.py

```
<h1>The First Page</h1>
<p>
If you like, you can switch to the
<a href="http://www.dr-chuck.com/page2.htm">
Second Page</a>.
</p>
```

```
html = urllib.urlopen(url).read()
soup = BeautifulSoup(html)
tags = soup('a')
for tag in tags:
    print tag.get('href', None)
```

```
python urlinks.py
Enter - http://www.dr-chuck.com/page1.htm
http://www.dr-chuck.com/page2.htm
```

Summary

- The TCP/IP gives us pipes / sockets between applications
- We designed application protocols to make use of these pipes
- HyperText Transport Protocol (HTTP) is a simple yet powerful protocol
- Python has good support for sockets, HTTP, and HTML parsing