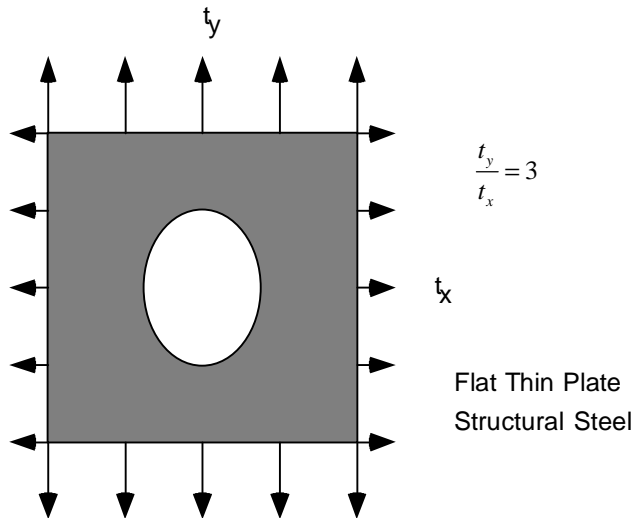
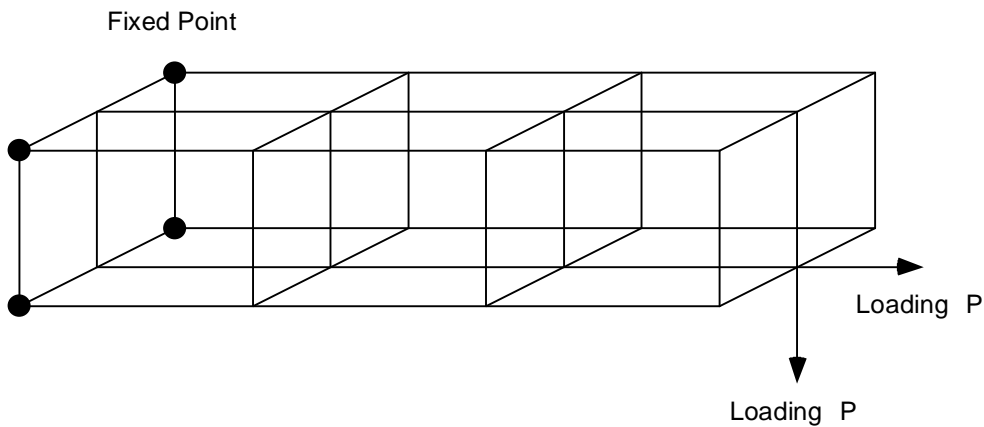


Problems for the Term Project
MEAM 599-06, Winter 1999

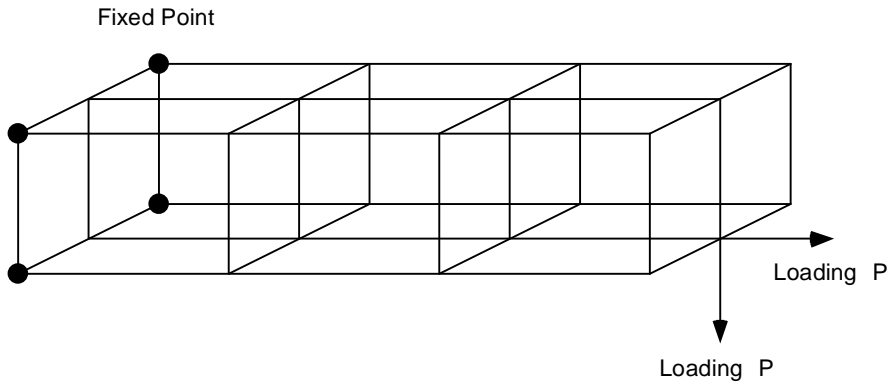
1. Find the optimum shape of a hole by enforcing the Mises equivalent stress being constant on the designed surface.



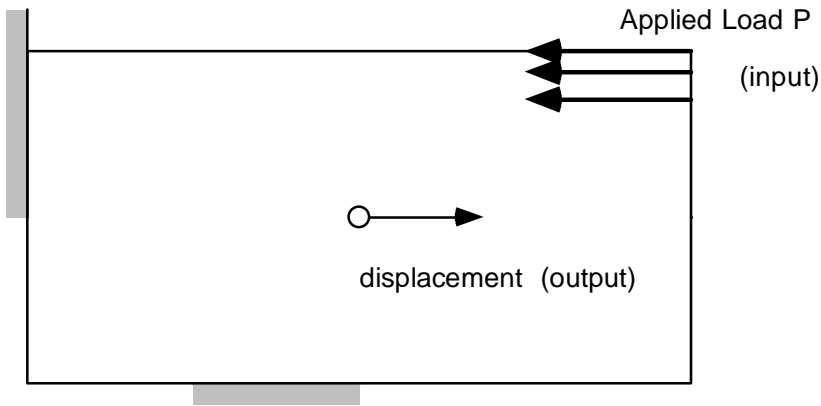
2. Find the optimum size and location of the nodal points of a three dimensional frame structure by minimizing the total weight, while the maximum Mises equivalent stress is bounded by a half of the yield stress of a standard structural steel, and the maximum nodal displacement is also bounded by the upper bound, say, 5mm.



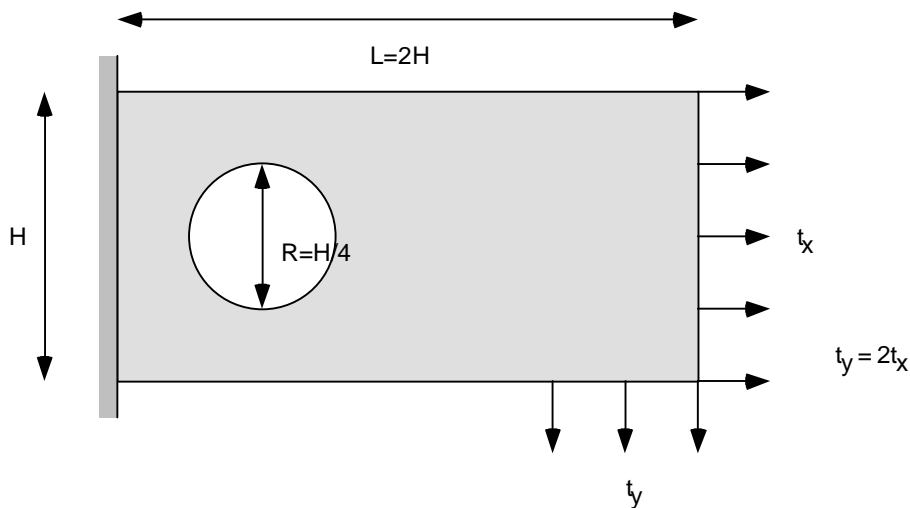
3. Find the optimum cross sectional area of truss members which minimize the mean compliance with the pin-pin supported column buckling load.



4. Find the optimum Young modulus distribution that maximizes the displacement in the specified direction, while the density of strain energy should be greater than or equal to a specified lower bound. Here, material is assumed to be isotropic, and Poisson's ratio is constant, say, 0.3.



5. Find the optimum Young modulus distribution that provides the constant Mises equivalent stress distribution. The constant value is set up as, for example, 100Mpa.



Detail physical dimensions must be set up by yourself.